

We would love to hear your feedback and suggestions on the dashboard. Please let us know what you think by taking a short survey.

[Send feedback](#)

[Overview](#)

[Reach](#)

[Engagement](#)

[Content](#)

[Classic Tools](#)

[Exports](#)

73,861

total learners joined

197

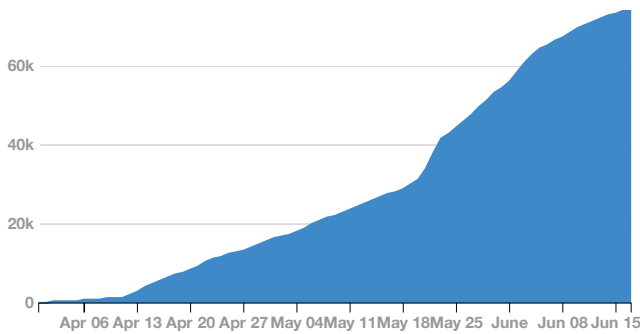
different countries

25,118 (34%)

from emerging economies

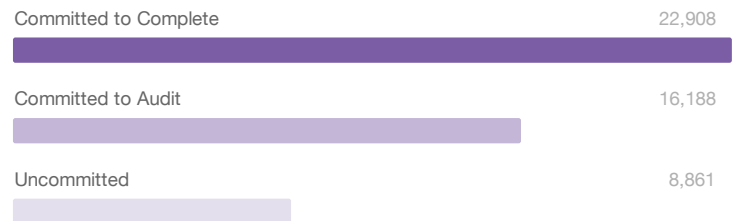
Enrollment

Cumulative enrollment over time



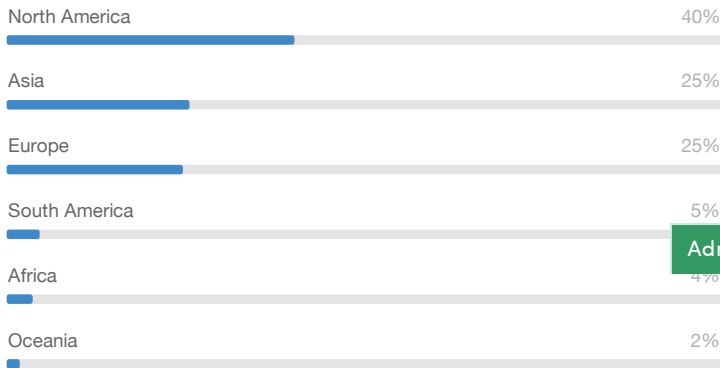
Intent

[Learn more about how intent is measured >](#)

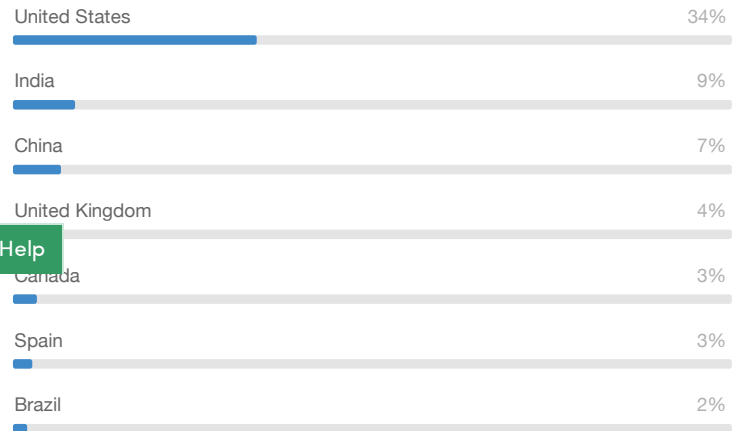


Values extrapolated based on responses from 41,981 learners. [Learn more](#)

Continent



Country



[Show More](#)

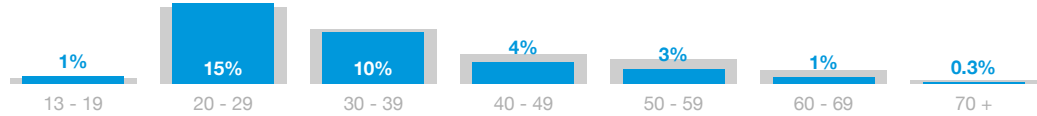
This information is based on IP resolution and as such is not always resolved to a specific country (e.g. "Europe" or "Anonymous Proxy").

[Admin Help](#)

Gender & Age

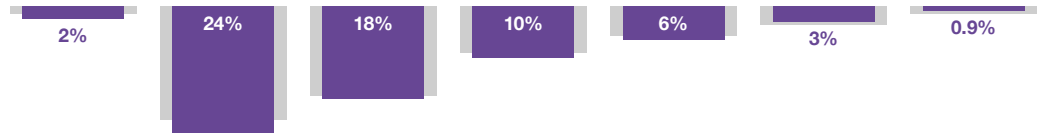
Female

■ 35% Your Session
 ■ 40% Coursera



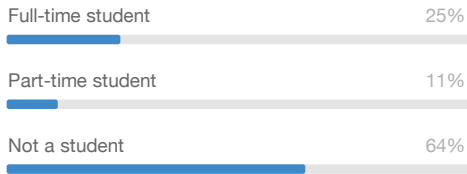
Male

■ 64% Your Session
 ■ 60% Coursera



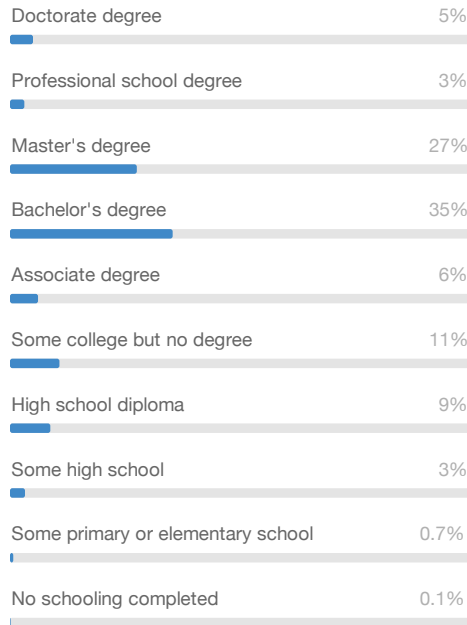
Based on responses from 5,055 learners. Estimates accurate to ± 1 percentage points. ?

Education Status



Based on responses from 4,977 learners. Estimates accurate to ± 1 percentage points. ?

Highest Education Level



Based on responses from 4,978 learners. Estimates accurate to ± 1 percentage points. ?

Employment Status



Based on responses from 4,812 learners. Estimates accurate to ± 1 percentage points. ?

Data accurate as of 15:35 2014-07-02 (-0400 UTC). These data will be refreshed every day.